

SG 1075

The Kangaroo SG1075 is part of an extensive healthcare range manufactured in Portugal with a sleek and modern design comfort and ergonomic requirements.

Perfectly suited across a diverse range of interior workspaces, breakout and seating areas in the public, aged care, health care, hospital and education sectors.

Models

SG1075 Lounge

SG1075 Manual Recline Lounge

SG1075 Electric Recline Lounge

Features

Fully upholstered with a European beech timber internal frame wrapped with high density foam

Featuring a winged back, timber arm detail with added headrest and lumbar support

PEFC Certified

Options

Upholstered to specification

Suppliers own fabric available on request

Dimensions

670mm W x 760mm D x 1130mm H



SG1075 Manual Recline Lounge

The Kangaroo SG1075 Manual Recline Lounge is part of an extensive healthcare range manufactured in Portugal with a sleek and modern design comfort and ergonomic requirements.

Perfectly suited across a diverse range of interior workspaces, breakout and seating areas in the public, aged care, health care, hospital and education sectors.

Models

SG1075 Lounge

SG1075 Manual Recline Lounge

SG1075 Electric Recline Lounge

Features

Fully upholstered with a European beech timber internal frame wrapped with high density foam

Featuring a manual recline and lift function, winged back, timber arm detail with added headrest and lumbar support

PEFC Certified


Options

Upholstered to specification

Suppliers own fabric available on request

Dimensions

670mm W x 760mm D x 1130mm H



SG1075 Electric Recline Lounge

The Kangaroo SG1075 Electric Recline Lounge is part of an extensive healthcare range manufactured in Portugal with a sleek and modern design comfort and ergonomic requirements.

Perfectly suited across a diverse range of interior workspaces, breakout and seating areas in the public, aged care, health care, hospital and education sectors.

Models

SG1075 Lounge

SG1075 Manual Recline Lounge

SG1075 Electric Recline Lounge



Features

Fully upholstered with a European beech timber internal frame wrapped with high density foam

Featuring an electric recline and lift function, winged back, timber arm detail with added headrest and lumbar support


PEFC Certified



Options

Upholstered to specification

Suppliers own fabric available on request



Dimensions

670mm W x 760mm D x 1130mm H



SG1076

The Kangaroo SG1076 is part of an extensive healthcare range manufactured in Portugal with a sleek and modern design comfort and ergonomic requirements.

Perfectly suited across a diverse range of interior workspaces, breakout and seating areas in the public, aged care, health care, hospital and education sectors.

Models

SG1076 Lounge

SG1076 Manual Recline Lounge

SG1076 Electric Recline Lounge



Features

Fully upholstered with a European beech timber internal frame wrapped with high density foam

Featuring a winged back, timber arm detail with added headrest and lumbar support

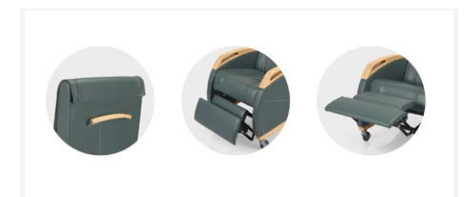
This models comes standard with rear locking castor wheels

PEFC Certified

Options

Upholstered to specification

Suppliers own fabric available on request



Dimensions

670mm W x 760mm D x 1130mm H

SG1076 Manual Recline Lounge

The kangaroo SG1076 Manual Recline Lounge is part of an extensive healthcare range manufactured in Portugal with a sleek and modern design comfort and ergonomic requirements.

Perfectly suited across a diverse range of interior workspaces, breakout and seating areas in the public, aged care, health care, hospital and education sectors.

Models

SG1076 Lounge

SG1076 Manual Recline Lounge

SG1076 Electric Recline Lounge

Features

Fully upholstered with a European beech timber internal frame wrapped with high density foam

Featuring a manual recline and lift function, winged back, timber arm detail with added headrest and lumbar support

This models comes standard with rear locking castor wheels

PEFC Certified


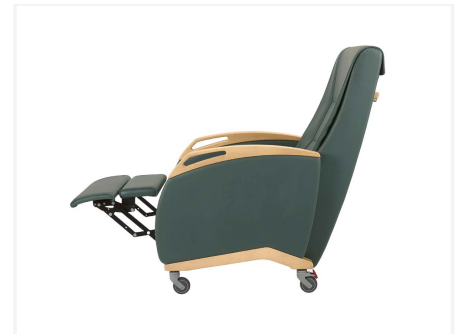
Options

Upholstered to specification

Suppliers own fabric available on request

Dimensions

670mm W x 760mm D x 1130mm H



SG1076 Electric Recline Lounge

The Kangaroo SG1076 Electric Recline Lounge is part of an extensive healthcare range manufactured in Portugal with a sleek and modern design comfort and ergonomic requirements.

Perfectly suited across a diverse range of interior workspaces, breakout and seating areas in the public, aged care, health care, hospital and education sectors.

Models

SG1076 Lounge

SG1076 Manual Recline Lounge

SG1076 Electric Recline Lounge

Features

Fully upholstered with a European beech timber internal frame wrapped with high density foam

Featuring an electric recline and lift function, winged back, timber arm detail with added headrest and lumbar support

This models comes standard with rear locking castor wheels

PEFC Certified

Options

Upholstered to specification

Suppliers own fabric available on request

Dimensions

670mm W x 760mm D x 1130mm H

